

SOLID STATE RELAY

TRS 1225

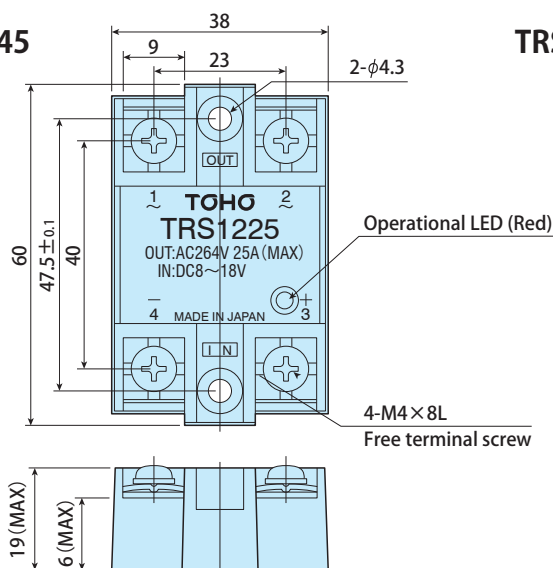
TRS 1245

TRS 5225

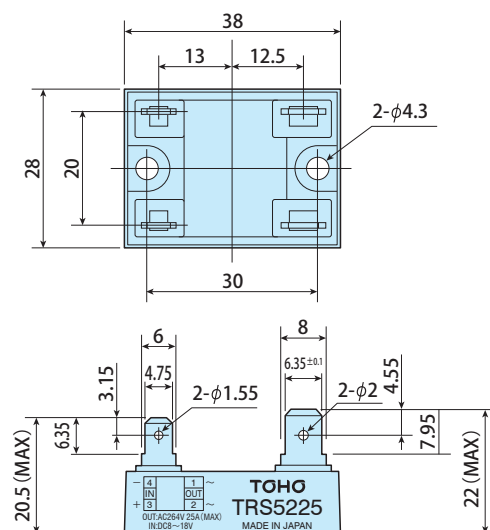


Dimensions

TRS 1225/1245



TRS 5225



RATING

ITEM		TRS 1225	TRS 1245	TRS 5225
Output	Load Voltage	100-240VAC		
	Load Current	25A AC rms	45A AC rms	25A AC rms
	Peak Non Repetitive Off State Voltage	600VAC		
	Peak One Cycle Surge ON Current	225A AC	440A AC	225A AC
Input	Maximum Input Voltage	18VDC		
	Input Impedance	600Ω		680Ω
General	Dielectric Strength	2500VAC 1 minute (Input-Output-Case)		
	Isolation Resistance	500VDC more than 10MΩ (Input-Output-Case)		
	Operating Condition	-20+80°C		
	Storage Condition	-30+100°C		

ELECTRICAL CHARACTERISTICS

(Ta=25°C)

ITEM		TRS 1225	TRS 1245	TRS 5225
Output	Operating Power Voltage Range	85-264VAC		35-264VAC
	OFF State Leakage Current	Less than 12.0mA		
	ON State Voltage Drop	Less than 1.5VAC		
	Minimum Operating Current	100mA		
Input	Input Voltage Range	8-18VDC		
	Pick-Up Voltage	8VDC		
	Drop-Out Voltage	More than 1.0VDC		
General	Response Speed	1/2 cycle + Less than 1ms		
	Capacitance	Less than 150pF (Input-Output)		Less than 80pF (Input-Output)
	Zero Cross Function	Available		

Creation From Sensor To System

TOHO ELECTRONICS INC.

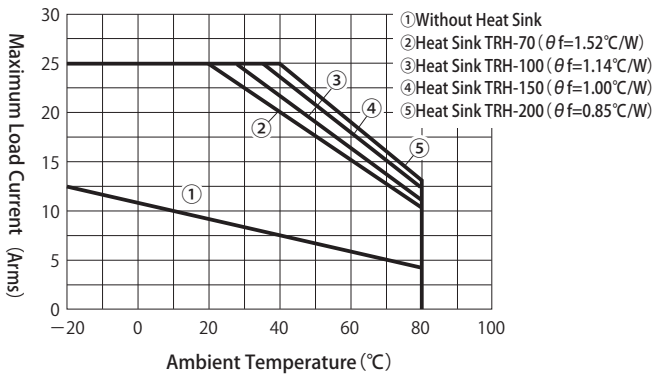
Web Site: <http://www.toho-inc.co.jp>

E-Mail: overseas@toho-inc.co.jp

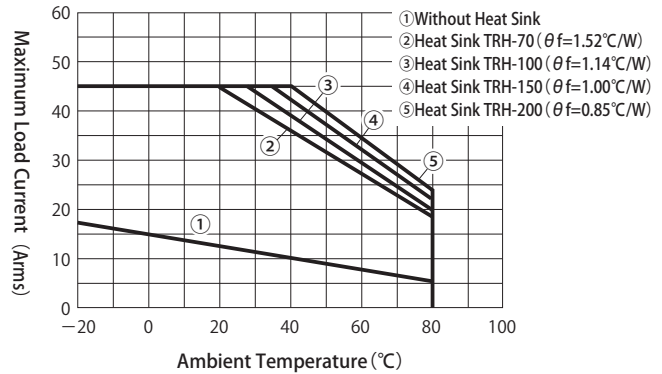
CHARACTERISTIC CURVE

Note: Please refer to the following Load Current Characteristic Table and make use of suitable heat sink in accordance with the load capacity.

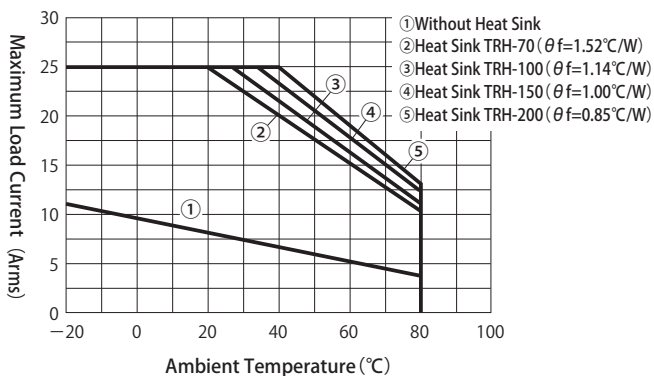
TRS 1225 LOAD CURRENT CHARACTERISTIC



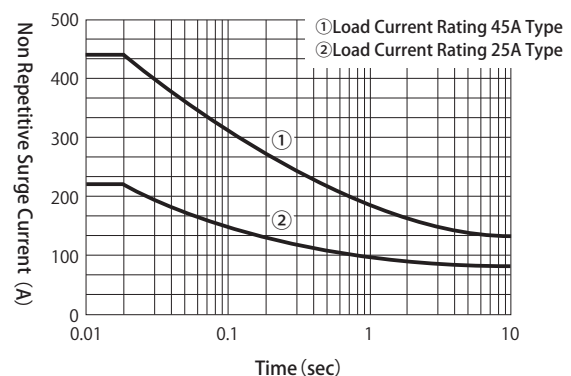
TRS 1245 LOAD CURRENT CHARACTERISTIC



TRS 5225 LOAD CURRENT CHARACTERISTIC

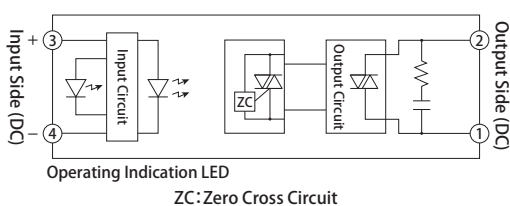


SURGE CURRENT RATING

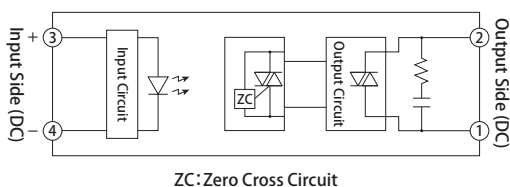


CIRCUIT DIAGRAM

TRS 1225/1245



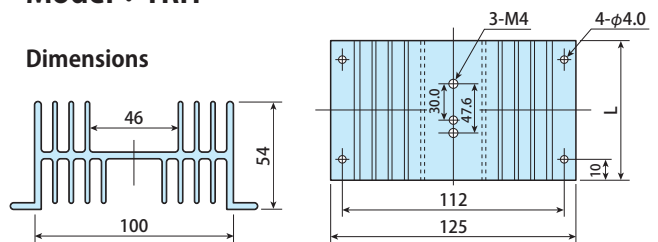
TRS 5225



Heat Sink

Model : TRH

Dimensions



Model	Heat Resistance of Heat Sink (°C/W)	Dimensions L (mm)
TRH-070	1.52	70
TRH-100	1.14	100
TRH-150	1.00	150
TRH-200	0.85	200